



7 Prioritized Project List

7 Fiscally Constrained Project List

This chapter provides tables and maps that describe and illustrate the package of projects included in this MTP. The fiscally constrained projects have been grouped by time period – Stage I (2016-2020), Stage II (2021-2030), and Stage III (2031-2040). For roadway projects, the tables include a column called “Prioritization Ranking” that lists the ranking of the project that resulted from the project prioritization

process discussed in Chapter 4. Projects included in Stage I from the TIP were not ranked during the prioritization process. These projects are denoted with a “T” in the ID field (e.g. T14). Additionally, a list of vision projects has been included; these projects are important to the region, but are currently unfunded within the 2040 planning horizon.



Source: Kurt Bauschardt (via Flickr)

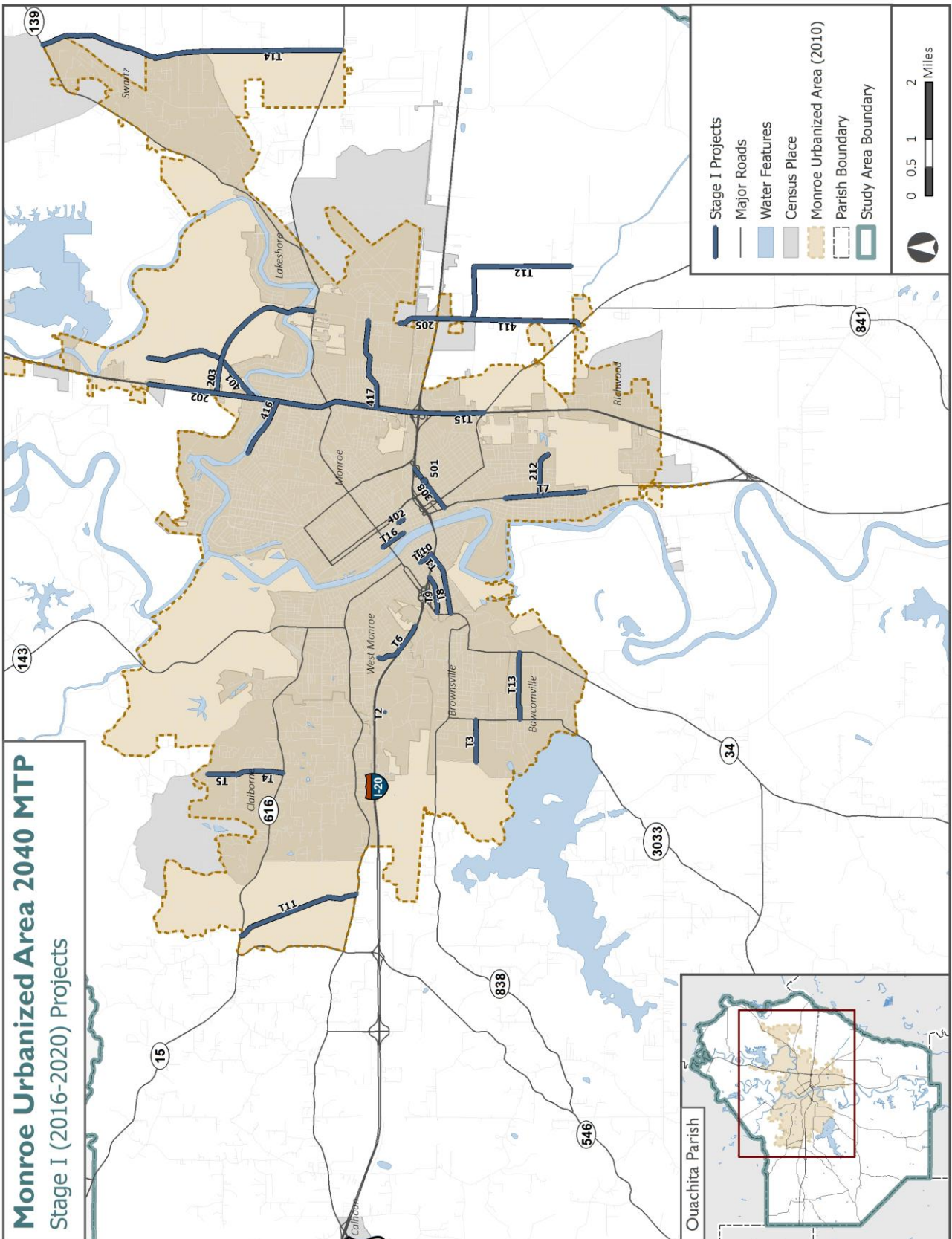
Roadway Projects

Stage I (2016-2020)

Project ID	Route	Limits	Improvement	Length (mi)	Total Year of Expenditure Cost	Prioritization Ranking
T1	Coleman Ave	Montgomery St to S 4th St	Overlay	0.40	\$292,500	N/A
T2	Downing Pines Rd	Mane St	Traffic Signal	--	\$141,700	N/A
T3	Edwards Rd	LA 3033 to Pine Ridge Rd	Overlay	0.75	\$327,120	N/A
T4	Forty Oaks Farm Rd	Arkansas Rd to Caldwell Rd	Overlay	0.85	\$365,860	N/A
T5	Forty Oaks Farm Rd	Caldwell Rd to Standard Reed Rd	Overlay	0.50	\$230,840	N/A
T6	Glenwood Dr	Moss Park Dr to Black Bayou	Overlay	0.50	\$219,420	N/A
T7	Jackson St	Hippolyte Ave to Vernon St	Overlay	1.50	\$1,143,861	N/A
T8	Montgomery St	Coleman Ave to LA 34	2 Lane Reconstruction	0.80	\$5,455,000	N/A
T9	Natchitoches St	LA 34 to I-20	Overlay	0.70	\$483,900	N/A
T10	North 4th St	Coleman Ave to Natchitoches St	Overlay	0.25	\$188,100	N/A
T11	Ole Hwy 15	US 80 to LA 616	2 Lane Reconstruction	2.25	\$1,677,324	N/A
T12	Parker Rd	Moore Rd to Garrett Rd	Overlay	2.65	\$1,069,520	N/A
T13	Sandel St	LA 3033 to LA 34	Overlay	1.20	\$533,600	N/A
T14	Stubbs Vinson Rd	US 80 to LA 139	Overlay	5.40	\$2,119,320	N/A
T15	US 165	Century Blvd to LA 15	Lighting	0.75	\$366,800	N/A
T16	Walnut St	Hudson Ln to Washington St	Overlay	0.50	\$433,500	N/A
202	US 165	LA 15 to Finks Hideaway Rd	ITS Improvements	6.00	\$5,095,796	6
203	Kansas Lane Connector	US 80 to US 165	New 4 Lane and bridge	2.70	\$30,447,382	4
205	Garrett Rd	I-20 to Kansas Ln	Widen to 4 Lanes, realign	0.70	\$5,536,370	19
212	US 165-B Connector	LA Purchase Gardens to US 165-B	Reconstruction, New 2 Lane	0.80	\$6,095,000	43
308	LA 594 (Texas Ave)	165-B to I-20	Center Turn Lane	0.95	\$3,176,910	37
401	Old Sterlington Rd	US 165 to Finks Hideaway Rd	Center Turn Lane	2.25	\$7,524,261	29
402	N 4th St	RR	Underpass	--	\$11,147,054	45

Project ID	Route	Limits	Improvement	Length (mi)	Total Year of Expenditure Cost	Prioritization Ranking
411	Garrett Rd	I-20 to LA 15	Widen to 4 Lanes; New 4 Lane	2.50	\$9,289,212	18
416	Loop Rd	LA 840 (Forsythe Ave) to US 165	Center Turn Lane	1.10	\$3,678,528	18
417	Louberta/Elm/Central Ave	US 165 to Kansas Ln	Widen from 2 to 3 lanes	1.60	\$5,350,586	18
501	South 8th St	Texas Ave	Roundabout	--	\$435,000	N/A
Line Item	Various	Various	Enhancement	--	\$1,084,966	N/A
Line Item	Various	Various	Safety	--	\$1,464,970	N/A
Line Item	Various	Various	Bridge	--	\$32,771,353	N/A
Line Item	Various	Various	Overlay	--	\$16,301,373	N/A
Line Item	Various	Various	Maintenance	--	\$6,160,036	N/A

Figure 7-1: Stage I Roadway Projects



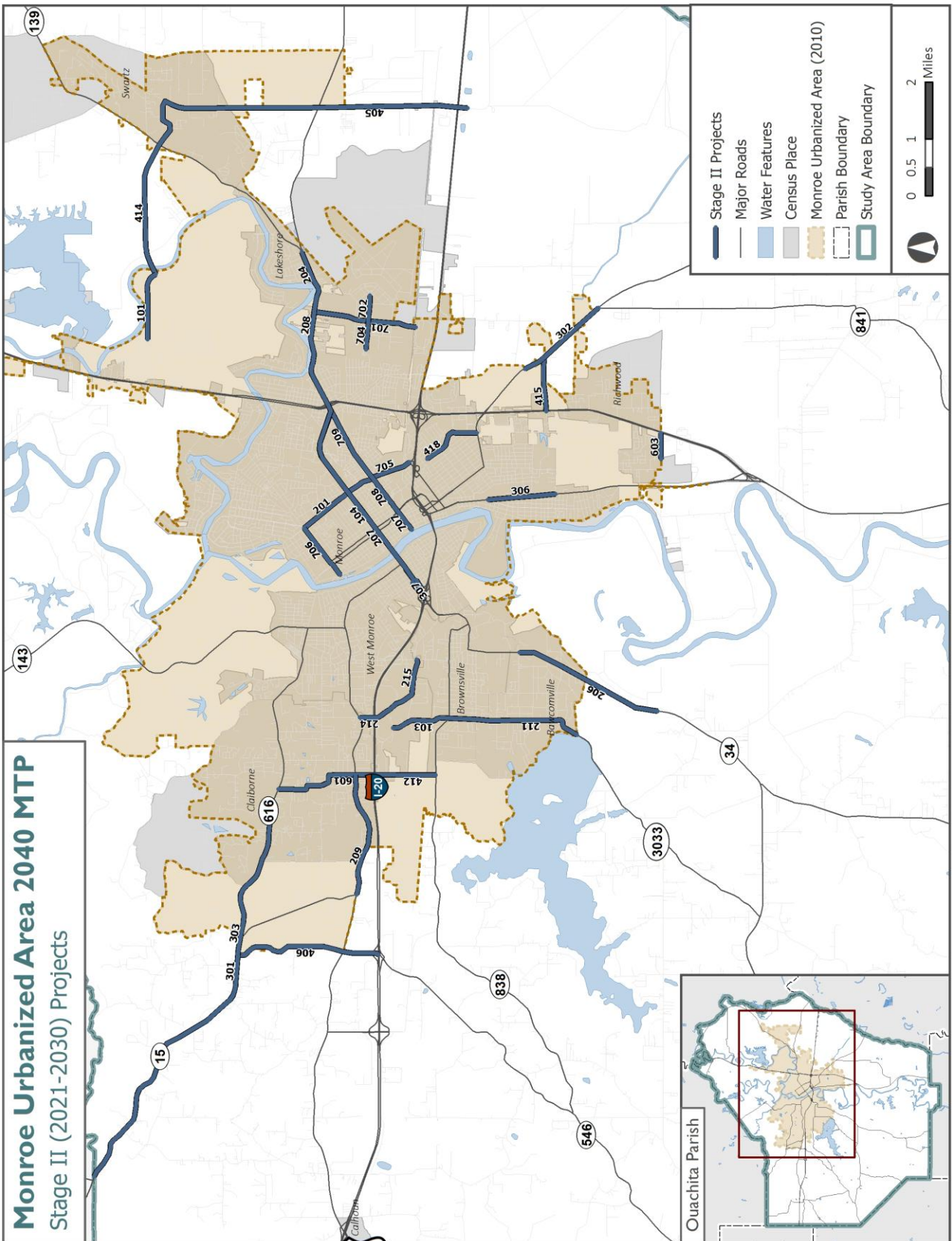
[This page intentionally left blank]

Stage II (2021-2030)

Project ID	Route	Limits	Improvement	Length (mi)	Total Year of Expenditure Cost	Prioritization Ranking
101	Finks Hideaway Rd (Ph2)	Holland Dr to Raymond Dr	Widen to 5 Lanes	1.20	\$5,179,089	53
103	Washington St Ext	New Natchitoches Rd to	New 2 Lane	1.00	\$6,412,205	44
104	LA 34/US 80	I-20 to Kansas Ln	ITS Improvements	5.75	\$5,672,336	11
201	N & S 18th St	Forsythe Ave to Texas Ave	ITS Improvements	2.20	\$2,170,285	11
204	US 80	Kansas Lane to LA 139	Widen to 5 Lanes	1.10	\$4,747,498	27
206	LA 34	Sandal St to Ouachita Loop	Widen to 4 Lanes	2.80	\$12,084,541	40
207	US 80 (Louisville Ave)	Riverside Dr to US 165	Widen to 6 Lanes	2.95	\$12,731,927	49
208	US 80	Gilbert St to Kansas Lane	Widen to 5 Lanes	0.95	\$4,100,112	38
209	US 80	Ole Highway 15 to Well Rd	Widen to 5 Lanes	2.20	\$9,494,997	41
211	LA 3033	Cheniere Dam to LA 838	Center Turn Lane	2.55	\$9,905,008	43
214	Downing Pines Rd	US 80 to Mane St	Widen to 4 Lanes	0.50	\$2,157,954	43
215	Downing Pines Rd	Mane St to Thomas Rd	Center Turn Lane	1.20	\$4,661,180	43
301	LA 15	West Study Area Boundary to	Widen to 4 Lanes	4.95	\$21,363,742	54
302	LA 15 (Winsboro Rd)	Nutland Rd to Prairie Rd	Widen to 4 Lanes	1.70	\$7,337,043	54
303	LA 616 (Arkansas Rd)	La 15 to Caldwell Rd	Widen to 4 Lanes	2.85	\$12,300,336	51
306	US 165-B (Jackson St)	Standifer St to Lee St	Add Center Turn Lane	1.20	\$4,622,337	50
307	Mill St/Stella St Couplet	I-20 to N 7th St	Widen to 3 Lanes each	0.60	\$2,589,545	32
405	Ouachita Loop East	I-20 to LA 139	Widen to 4 lanes	6.25	\$26,974,422	1
406	Ouachita Loop West	I-20 to LA 616	Widen to 4 Lanes	2.70	\$11,652,950	17
412	Well Rd	US 80 to LA 838	Widen to 4 Lanes	1.40	\$6,042,271	18
414	Finks Hideaway Rd (Ph3)	Raymond Rd to LA 139	New 2 Lane and Bridge	2.35	\$19,137,967	18
415	Tichelli Rd	US 165 to Garrett Rd	Widen to 4 Lanes, realignment	0.95	\$4,100,112	18
418	Parkview Dr/S 12th St	Winnsboro Rd to Orange St	Center Turn Lane	1.10	\$4,272,748	18

Project ID	Route	Limits	Improvement	Length (mi)	Total Year of Expenditure Cost	Prioritization Ranking
601	Wallace Dean Rd (District A)	US Hwy 80 to Arkansas Rd	Curve correction, shoulders, and pavement rehab	1.25	\$1,078,977	28
603	Richwood Rd No. 2 (District F)	Pons Dr (City Limits) to US Hwy 165	Shoulders, mill, patch, and pavement rehab	0.45	\$388,432	31
701	Kansas Ln	Milhaven Rd to US 80	Joint rehab and overlay, striping	1.80	\$1,553,727	21
702	Central Ave	Kansas Ln to MLU entry	Joint rehab and overlay, striping	0.40	\$345,273	21
704	Central Ave	Foodbank to Kansas Ln	Joint rehab and overlay, striping	0.50	\$431,591	21
705	N 18th St Overpass	I-20 to DeSiard St	Rehab and pavement	0.70	\$612,859	21
706	Forsythe Ave	Riverside Dr to N 18th	Overlay and striping	1.00	\$889,077	33
707	DeSiard St	S Grand St to N 8th St	Overlay and striping	0.40	\$353,904	33
708	DeSiard St	N 8th St to N 18th St	Overlay and striping	0.60	\$552,436	33
709	DeSiard St	N 18th St to Hwy 165	Overlay and striping	1.40	\$1,217,086	33
Line Item	Various	Various	Enhancement	--	\$3,129,473	N/A
Line Item	Various	Various	Safety	--	\$10,513,997	N/A
Line Item	Various	Various	Bridge	--	\$68,142,984	N/A
Line Item	Various	Various	Overlay	--	\$44,053,302	N/A
Line Item	Various	Various	Maintenance	--	\$13,278,772	N/A

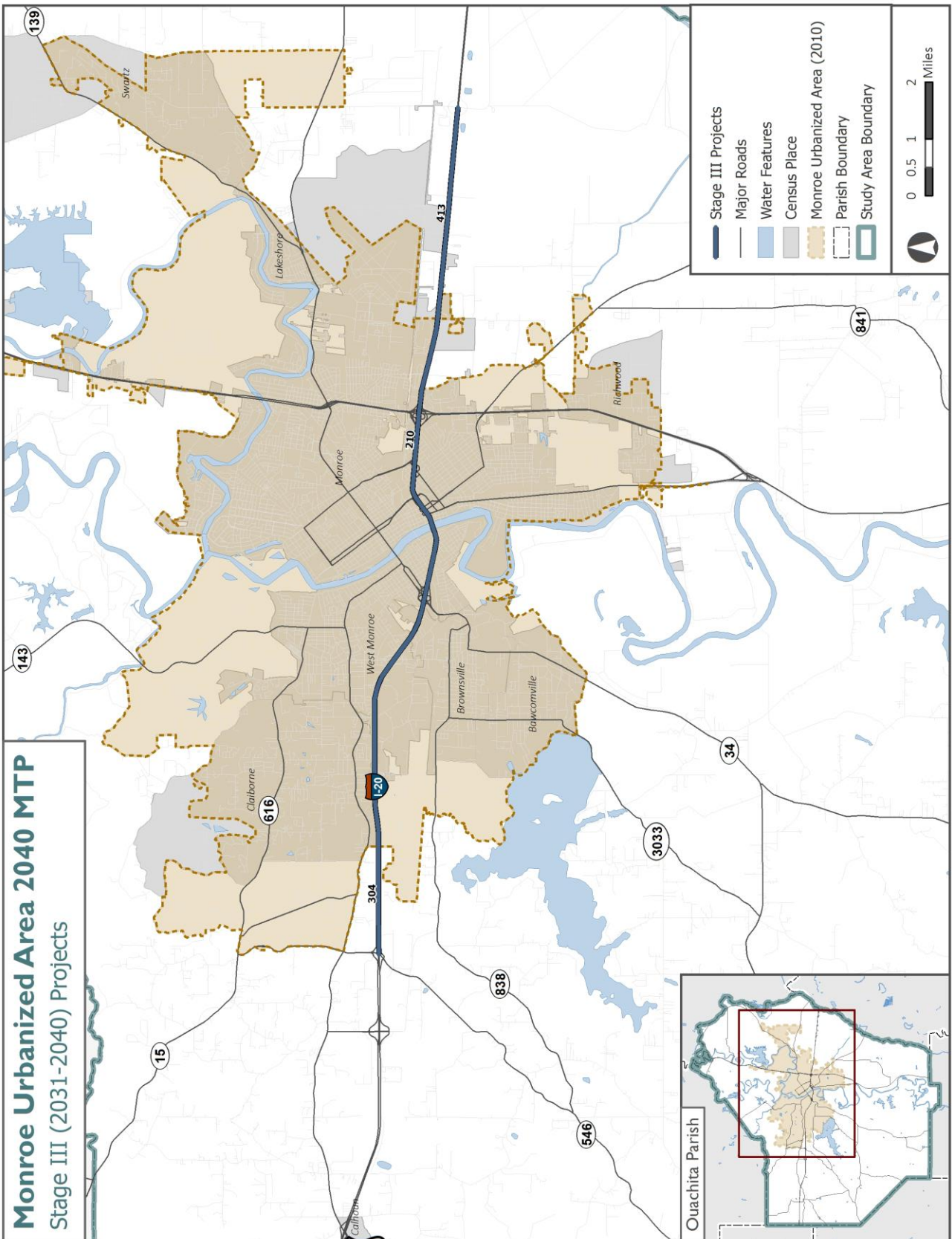
Figure 7-2: Stage II Roadway Projects



Stage III (2031-2040)

Project ID	Route	Limits	Improvement	Length (mi)	Total Year of Expenditure Cost	Prioritization Ranking
210	I-20	Ouachita River to Garrett Rd	Widen to 6 Lanes	4.05	\$57,834,160	9
304	I-20	LA 546 to Ouachita River	Widen to 6 Lanes	8.10	\$115,668,319	20
413	I-20	Garrett Rd to LA 594	Widen to 6 Lanes	3.90	\$55,692,154	18
Line Item	Various	Various	Enhancement	--	\$3,221,817	N/A
Line Item	Various	Various	Safety	--	\$11,935,057	N/A
Line Item	Various	Various	Bridge	--	\$71,727,504	N/A
Line Item	Various	Various	Overlay	--	\$52,615,775	N/A
Line Item	Various	Various	Maintenance	--	\$13,670,599	N/A

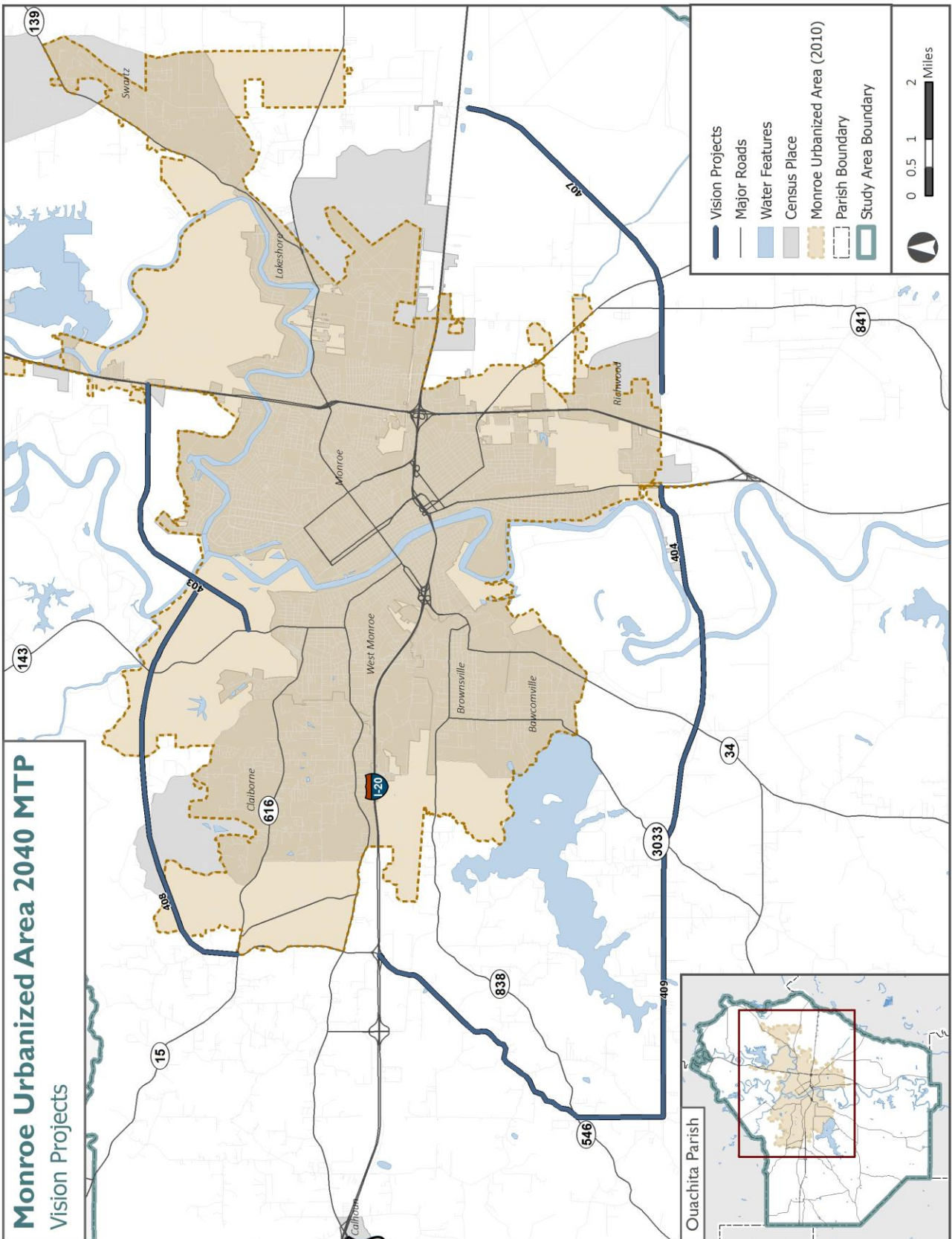
Figure 7-3: Stage III Roadway Projects



Vision Projects (Unfunded Needs)

Project ID	Route	Limits	Improvement	Length (mi)	Cost (2015)	Prioritization Ranking
403	Finks Hideaway Rd Extension	LA 143 (N 7th St) to US 165	New 2 Lane and Bridge	5.3	\$400,000,000	8
404	Ouachita Loop South	LA 34 to US 165	New 2 Lane and Bridge	4.45	\$73,140,000	1
407	Ouachita Loop Southeast	Richwood Rd 2 to Russell Sage Rd	New 2 Lane	6.45	\$33,540,000	5
408	Ouachita Loop Northwest	LA 616 to Finks Hideaway Rd Extension	New 2 Lane	7.65	\$39,780,000	18
409	Ouachita Loop Southwest	I-20 to LA 34	New 2 Lane and Widen to 4 Lanes	13.2	\$68,640,000	18

Figure 7-4: Vision Roadway Projects



Transit Projects

Stage I (2016-2020)

Agency	Description	Funding Source	Total Year of Expenditure Cost
Monroe Transit	Operating Assistance	Section 5307 (Operating)	\$9,960,562
Monroe Transit	Preventive Maintenance	Section 5307 (Operating)	\$2,576,008
Monroe Transit	Capital – Rolling Stock/Support Equipment	Section 5307 (Capital)	\$7,318,437
Monroe Transit	Paratransit Service	Section 5311	\$3,228,596
Various	Paratransit Service	Section 5310 and 5311	\$1,032,142

Stage II (2021-2030)

Agency	Description	Funding Source	Total Year of Expenditure Cost
Monroe Transit	Operating Assistance	Section 5307 (Operating)	\$21,471,309
Monroe Transit	Preventive Maintenance	Section 5307 (Operating)	\$5,552,925
Monroe Transit	Capital – Rolling Stock/Support Equipment	Section 5307 (Capital)	\$15,775,859
Monroe Transit	Paratransit Service	Section 5311	\$6,959,666
Various	Paratransit Service	Section 5310 and 5311	\$2,224,918

Stage III (2031-2040)

Agency	Description	Funding Source	Total Year of Expenditure Cost
Monroe Transit	Operating Assistance	Section 5307 (Operating)	\$23,717,683
Monroe Transit	Preventive Maintenance	Section 5307 (Operating)	\$6,133,884
Monroe Transit	Capital – Rolling Stock/Support Equipment	Section 5307 (Capital)	\$17,426,363
Monroe Transit	Paratransit Service	Section 5311	\$7,687,801
Various	Paratransit Service	Section 5310 and 5311	\$2,457,694