

LOUISIANA STRATEGIC HIGHWAY SAFETY PLAN

NORTHEAST REGION ACTION PLAN

INFRASTRUCTURE & OPERATIONS

2024 TO 2025

Performance Action Compliance Tracking Plan Directory

SECTION TITLE	PAGES
EMPHASIS AREA ACTION PLAN DATA PANEL	<u>2</u>
EMPHASIS AREA ACTION PLAN OVERVIEW	<u>3</u>

<u>ACTION STEPS</u>	<u>STATE APPROVED STRATEGY</u>	<u>YTD STRATEGY ATTAINMENT</u>	
<u>2</u>	COORDINATION	Not Started	0.00%
<u>1</u>	EDUCATION	Not Started	0.00%
<u>1</u>	ENFORCEMENT	Early Progress	16.67%
<u>1</u>	OPERATION	Not Started	0.00%
<u>2</u>	OUTREACH	<u>Underway</u>	<u>25.00%</u>
<u>5</u>	ALL STRATEGIES APPLIED - SCORE CARD	Early Progress	8.33%

PROGRAM EMPHASIS AREA ACTION PLAN DEFINITIONS

LOUISIANA STATE REGIONAL SAFETY COALITIONS CONTACT INFORMATION

PLANS: [ALL](#) [ATTAINMENT CENTER](#) [ACTION STEP REQUIRED FORMS](#)

DELIVERABLES: [STATE](#) [REGIONAL](#) [RESOURCES & SHAREABLES](#)

ACTION STEP CHALLENGES CENTER: [ACTION STEP CHALLENGES FORM](#) [ACTION STEP RESOLUTIONS](#)

ACTION PLAN TEMPLATE ISSUE CENTER: [FORMAT ISSUE FORM](#) [FORMAT ISSUE RESOLUTIONS](#)



EMPHASIS AREA STATISTICS & TARGET CEILING CHART

[CARTS PERSON DATA DASHBOARD](#)

SI = SERIOUS INJURY

FTL = FATAL

TGT = TARGET

	ROADWAY DEPARTURES				INTERSECTIONS				NON-MOTORIZED USERS			
	SI STATS	SI TGT	FTL STATS	FTL TGT	SI STATS	SI TGT	FTL STATS	FTL TGT	SI STATS	SI TGT	FTL STATS	FTL TGT
2013-2017 AVERAGE	44.00		42.20		30.20		11.40		14.40		9.20	
2018	36.00	43.56	41.00	41.78	30.00	29.90	13.00	11.29	15.00	14.26	17.00	9.11
2019	56.00	43.12	49.00	41.36	35.00	29.60	9.00	11.17	15.00	14.11	14.00	9.02
2020	52.00	42.69	47.00	40.95	32.00	29.30	12.00	11.06	15.00	13.97	16.00	8.93
2021	55.00	42.27	49.00	40.54	56.00	29.01	17.00	10.95	13.00	13.83	18.00	8.84
2022	72.00	41.84	36.00	40.13	45.00	28.72	11.00	10.84	44.00	13.69	14.00	8.75
2023	94.00	41.43	36.00	39.73	68.00	28.43	11.00	10.73	59.00	13.56	16.00	8.66
2024		41.01		39.33		28.15		10.63		13.42		8.58
2025		40.60		38.94		27.87		10.52		13.29		8.49

ENTER DATA INTO THE STATS COLUMNS ONLY. TGT COLUMNS WILL AUTOPOPULATE. THE DATA FROM THESE TABLES LINK TO THE DATA CONTROL PANEL BELOW. THE DATA CONTROL PANEL LINKS TO ACTION PLAN CHARTS AND TABULAR DATA THROUGHOUT THE ACTION PLAN.

AT THE CONCLUSION OF THE PLAN YEAR, AND ALL CRASH DATA HAS BEEN PUBLISHED, ENTER THE PLAN YEAR RESULTS INTO THE PLAN YEAR STATS COLUMNS.

PLAN YEAR DATA CONTROL PANEL	ROADWAY DEPARTURES				INTERSECTIONS				NON-MOTORIZED USERS			
	PRV YR SI	SI TGT	PRV YR FTL	FTL TGT	PRV YR SI	SI TGT	PRV YR FTL	FTL TGT	PRV YR SI	SI TGT	PRV YR FTL	FTL TGT
	94.00	41.01	36.00	39.33	68.00	28.15	11.00	10.63	59.00	13.42	16.00	8.58
	SI RESULTS		FTL RESULTS		SI RESULTS		FTL RESULTS		SI RESULTS		FTL RESULTS	

CONTROL PANEL DATA IN ROW 19 WILL AUTOMATICALLY POPULATE AT THE CONCLUSION OF THE PLAN YEAR, AND ALL CRASH DATA HAS BEEN PUBLISHED, ENTER THE PLAN YEAR RESULTS INTO THE PLAN YEAR RESULTS COLUMNS.



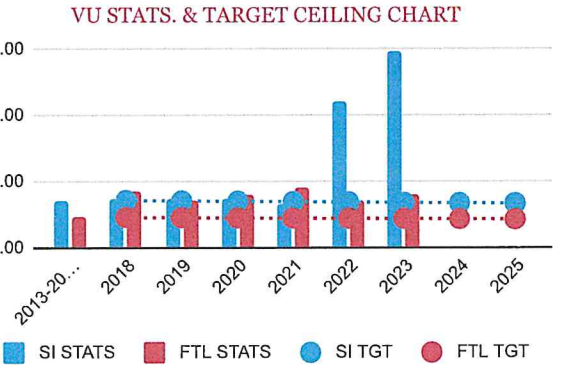
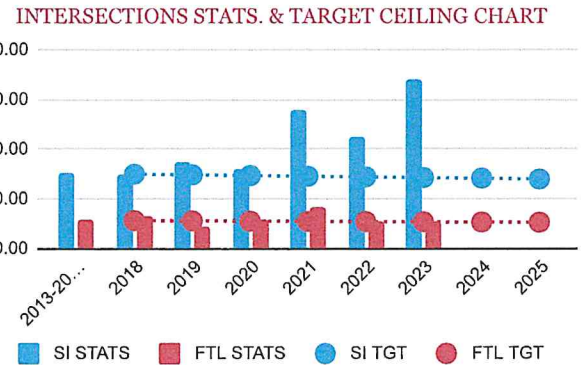
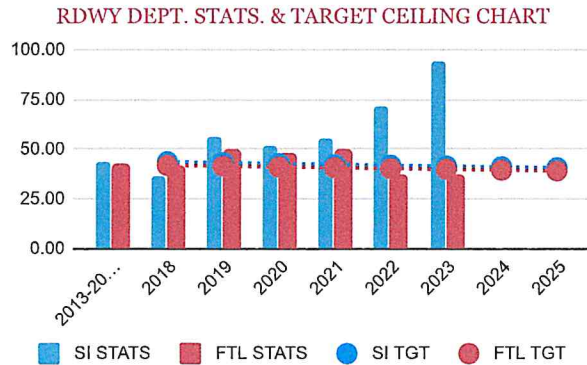
LOUISIANA STRATEGIC HIGHWAY SAFETY PLAN

NORTHEAST REGION ACTION PLAN

2024 TO 2025

Performance Action Compliance Tracking Plan Directory

ID	OBJECTIVES	STATE STRATEGIES				
I.	Reduce the potential and recurrence of roadway departure serious injuries and fatalities	COORDINATION	EDUCATION			
II.	Reduce the potential and recurrence of intersection serious injuries and fatalities	ENFORCEMENT	OPERATION			
III.	Reduce the potential and recurrence of serious injuries and fatalities involving non-motorized users	OUTREACH				
ID	OUTPUT MEASURES	DATA SOURCE	PRV YR	TARGET	RESULT	PLAN ATTAINMENT
I.	a. 1% minimum reduction of serious injuries involving roadway departures	Center for Analytics & Research in Transportation Safety Reports	94.00	41.01		TARGET NOT MET
	b. 1% minimum reduction of fatalities involving roadway departures		36.00	39.33		TARGET NOT MET
II.	a. 1% minimum reduction of serious injuries at intersections		68.00	28.15		TARGET NOT MET
	b. 1% minimum reduction of fatalities at intersections		11.00	10.63		TARGET NOT MET
III.	a. 1% minimum reduction of serious injuries involving non-motorized users		59.00	13.42		TARGET NOT MET
	b. 1% minimum reduction of fatalities involving non-motorized users		16.00	8.58		TARGET NOT MET
LEADERS / AGENCY						



GOAL
DESTINATION ZERO DEATHS

DATA SOURCE
CARTS PERSON DATA DASHBOARD

This document, and the information contained herein, is prepared for the purpose of identifying, evaluating, and planning safety improvements on public roads, which may be implemented utilizing federal aid highway funds. This information shall not be subject to discovery or admitted into evidence in a Federal or State court pursuant to 23 U.S.C. 407.



DESIRED OUTCOME: Increased Coordinated Efforts to Promote Infrastructure and Operations Enforcements, Outreach, and Education Initiatives

Not Started

0.00%

COORDINATION

YYD STRATEGY ATTAINMENT

ID	PRIMARY POINT OF CONTACT	PRL	YD	OD	DESCRIPTION	OUTPUT MEASURE	STATUS				
1.1	Susan Mitchell Susan@northdelta.org	<input checked="" type="checkbox"/>	<input type="checkbox"/>	<input type="checkbox"/>	Provide the RSCs with the information to support the HSIP and other safety-related efforts including current safety trends, data, targets and I/O projects.	Number of RSCs to receive the I/O quarterly update provided by the State I/O Team.	Not Started				
QTR	DUE	QUARTERLY TASK DETAIL			UPLOAD DEL	REQUIRED	COMPLETE	TARGET	RESULT	% MET	COMPLETE
1	29-Mar	DESCRIPTION: (TARGET 1) Did the statewide team distribute the I/O 2023 QTR 4 update to all 9 RSCs? (TARGET 2) Did the RSC distribute the I/O 2023 QTR 4 update that was provided by the state? DELIVERABLE LINK: REPORT-OUT:			<input checked="" type="checkbox"/>	0	2	0	0.00%	NO	
ASSIGNED TO STATE/RSC 4E'S FOCUS EDUCATION											
2	28-Jun	DESCRIPTION: (TARGET 1) Did the statewide team distribute the I/O 2024 QTR 1 update to all 9 RSCs? (TARGET 2) Did the RSC distribute the I/O 2024 QTR 1 update that was provided by the state? DELIVERABLE LINK: REPORT-OUT:			<input checked="" type="checkbox"/>	0	2	0	0.00%	NO	
ASSIGNED TO STATE/RSC 4E'S FOCUS EDUCATION											
3	30-Sep	DESCRIPTION: (TARGET 1) Did the statewide team distribute the I/O 2024 QTR 2 update to all 9 RSCs? (TARGET 2) Did the RSC distribute the I/O 2024 QTR 2 update that was provided by the state? DELIVERABLE LINK: REPORT-OUT:			<input checked="" type="checkbox"/>	0	2	0	0.00%	NO	
ASSIGNED TO STATE/RSC 4E'S FOCUS EDUCATION											
4	29-Dec	DESCRIPTION: (TARGET 1) Did the statewide team distribute the I/O 2024 QTR 3 update to all 9 RSCs? (TARGET 2) Did the RSC distribute the I/O 2024 QTR 3 update that was provided by the state? *The I/O 2024 QTR 4 update will be distributed in 2025 QTR 1* DELIVERABLE LINK: REPORT-OUT:			<input checked="" type="checkbox"/>	0	2	0	0.00%	NO	
ASSIGNED TO STATE/RSC 4E'S FOCUS EDUCATION											
YTD DELIVERABLES:					4	0	8	0	0.00%	NO	



DESIRED OUTCOME: Increased Opportunities for the Participation in and the Availability and Quality of Infrastructure and Operations Training and Education

Not Started

0.00%

EDUCATION

YYD STRATEGY ATTAINMENT

ID	PRIMARY POINT OF CONTACT	PRL	YD	OD	DESCRIPTION	OUTPUT MEASURE	STATUS			
2.1	Susan Mitchell Susan@northdelta.org	<input checked="" type="checkbox"/>	<input checked="" type="checkbox"/>	<input checked="" type="checkbox"/>	Offer Sessions for Driving School Instructors and Traffic Safety Advocates that meet the criteria for Continued Education Units (CEU).	The number of Continued Education Sessions offered to Driving School Instructors and Traffic Safety Advocates. (Minimum Goal 4 Annually Statewide)	Not Started			
QTR	DUE	QUARTERLY TASK DETAIL		UPLOAD DEL.	REQUIRED	COMPLETE	TARGET	RESULT	% MET	COMPLETE
1	29-Mar	DESCRIPTION: (TARGET 1) Did the state provide the RSC access to the standardized criteria necessary to qualify for the Continued Education Unit? (TARGET 2 - IF APPLICABLE) Did Northwest, Northeast, and Central Coalitions (Daytime) complete the development of a plan, and content and get approval from OMV and DOTD for the successful delivery of CEU? (RSC can conduct CEU Training once approval of the topic is received from OMV and approval of presentation content is received by DOTD). DELIVERABLE LINK: IO 2.1 STATE DZD.OMV REPORT-OUT:		<input checked="" type="checkbox"/>	1	2	0	0.00%	NO	
ASSIGNED TO STATE/RSC 4E'S FOCUS EDUCATION										
2	28-Jun	DESCRIPTION: Did South Central and Capital Region Coalitions (Daytime) complete the development of a plan, and content, and get approval from OMV and DOTD for the successful delivery of CEU? (RSC can conduct CEU Training once approval of the topic is received from OMV and approval of presentation content is received from DOTD). DELIVERABLE LINK: REPORT-OUT:		<input type="checkbox"/>	0					
ASSIGNED TO RSC 4E'S FOCUS EDUCATION										
3	30-Sep	DESCRIPTION: Did North Shore and New Orleans Coalitions (Evening) complete the development of a plan, and content and get approval from OMV and DOTD for the successful delivery of CEU? (RSC can conduct CEU Training once approval of the topic is received from OMV and approval of presentation content is received from DOTD). DELIVERABLE LINK: REPORT-OUT:		<input type="checkbox"/>	0					
ASSIGNED TO RSC 4E'S FOCUS EDUCATION										
4	29-Dec	DESCRIPTION: Did Southwest and Acadiana Coalitions (Evening) complete the development of a plan, and content and get approval from OMV and DOTD for the successful delivery of CEU? (RSC can conduct CEU Training once approval of the topic is received from OMV and approval of presentation content is received from DOTD). DELIVERABLE LINK:		<input type="checkbox"/>	0					
ASSIGNED TO										



DESIRED OUTCOME: Increased Infrastructure and Operations Enforcements

Early Progress

16.67%

ENFORCEMENT

YYD STRATEGY ATTAINMENT

ID	PRIMARY POINT OF CONTACT	PRL	YD	OD	DESCRIPTION	OUTPUT MEASURE	STATUS				
3.1	Susan Mitchell Susan@northdelta.org	<input checked="" type="checkbox"/>	<input type="checkbox"/>	<input type="checkbox"/>	Provide TIMS/WZ Safety Training to support statewide LEAs.	Number of TIMS/WZ Safety Training per year. (Minimum 2 Annually)	Early Progress				
QTR	DUE	QUARTERLY TASK DETAIL			UPLOAD DEL.	REQUIRED	COMPLETE	TARGET	RESULT	% MET	COMPLETE
1	29-Mar	DESCRIPTION: Did the RSC reach out to DOTD LEE to offer assistance with training locations, meeting invites, logistics, etc? DELIVERABLE LINK: <input type="checkbox"/> 0 REPORT-OUT: Yes, NELAHP RSC scheduled a Work Zone Training class at LSP Troop F on Monday, January 22nd at 1:00pm and 14 LE officers were trained.					1	1	100.00%	YES	
ASSIGNED TO RSC 4E'S FOCUS N/A											
2	28-Jun	DESCRIPTION: (TARGET 1) Did the RSC reach out to DOTD LEE to offer assistance with training locations, meeting invites, logistics, etc? (TARGET 2) Was TIMS/WZ Training progress provided by DOTD LEE? DELIVERABLE LINK: <input checked="" type="checkbox"/> 0 REPORT-OUT:					2	0	0.00%	NO	
ASSIGNED TO STATE/RSC 4E'S FOCUS N/A											
3	30-Sep	DESCRIPTION: Did the RSC reach out to DOTD LEE to offer assistance with training locations, meeting invites, logistics, etc? DELIVERABLE LINK: <input type="checkbox"/> 0 REPORT-OUT:					1	0	0.00%	NO	
ASSIGNED TO RSC 4E'S FOCUS N/A											
4	29-Dec	DESCRIPTION: (TARGET 1) Did the RSC reach out to DOTD LEE to offer assistance with training locations, meeting invites, logistics, etc? (TARGET 2) Was TIMS/WZ Training progress provided by DOTD LEE? DELIVERABLE LINK: <input checked="" type="checkbox"/> 0 REPORT-OUT:					2	0	0.00%	NO	
ASSIGNED TO STATE/RSC 4E'S FOCUS N/A											
YTD DELIVERABLES:					2	0	6	1	16.67%	NO	



DESIRED OUTCOME: Enhanced Data Driven Operations to Support Infrastructure and Operations Coordination, Enforcement, Educational, and Outreach Initiatives

Not Started

0.00%

OPERATION

YTD STRATEGY ATTAINMENT

ID	PRIMARY POINT OF CONTACT	PRL	YD	OD	DESCRIPTION	OUTPUT MEASURE	STATUS			
4.1	Natalie Sistrunk Natalie.Sistrunk@la.gov	<input checked="" type="checkbox"/>	<input type="checkbox"/>	<input type="checkbox"/>	Provide assistance to local agencies to implement completed Local Road Safety Plans, district investment plans, and/or RWD plans or others.	The number of projects approved into the Local Road Safety Program from the Ped Crash Assessment, Roadway Departure Plan, Districtwide Investment Plan, Local Road Safety Plan, or a crash profile. (Minimum 4/by end of Q2 and Q4 each)	Not Started			
QTR	DUE	QUARTERLY TASK DETAIL		UPLOAD DEL.	REQUIRED	COMPLETE	TARGET	RESULT	% MET	COMPLETE
1	29-Mar	DESCRIPTION: DELIVERABLE LINK: REPORT-OUT:			<input type="checkbox"/>	0				
ASSIGNED TO 4E'S FOCUS SELECT										
2	28-Jun	DESCRIPTION: Did LTAP bring a minimum of 4 applications submitted during 2023 to a Local Road Safety Program Project Selection Meeting by the end of Q2? DELIVERABLE LINK: REPORT-OUT:			<input checked="" type="checkbox"/>	0				
ASSIGNED TO STATE 4E'S FOCUS ENGINEERING										
3	30-Sep	DESCRIPTION: DELIVERABLE LINK: REPORT-OUT:			<input type="checkbox"/>	0				
ASSIGNED TO 4E'S FOCUS SELECT										
4	29-Dec	DESCRIPTION: Did the RSC offer assistance (i.e. provide LTAP contact information, share available resources, assist with getting entities together for discussion, etc.) to agencies interested in submitting pre-application and/or application using information from Ped Crash Assessment, Roadway Departure Plan, Districtwide Investment Plan, Local Road Safety Plan, or a crash profile by the end of Q4? DELIVERABLE LINK: REPORT-OUT:			<input type="checkbox"/>	0	1	0	0.00%	NO
ASSIGNED TO RSC 4E'S FOCUS ENGINEERING										
YTD DELIVERABLES:					1	0	1	0	0.00%	NO
RATING: SELECT		COMMENTS:								

This document and the information contained herein is prepared for the purpose of identifying, evaluating, and planning safety improvements on public roads, which may be implemented utilizing federal aid highway funds. This information shall not be subject to discovery or



DESIRED OUTCOME: Increased Public Safety Awareness of Infrastructure and Operations via Promotional Outlets

Underway

25.00%

OUTREACH

YYD STRATEGY ATTAINMENT

ID	PRIMARY POINT OF CONTACT	PRL	YD	OD	DESCRIPTION	OUTPUT MEASURE	STATUS				
5.1	Susan Mitchell Susan@northdelta.org	<input checked="" type="checkbox"/>	<input checked="" type="checkbox"/>	<input checked="" type="checkbox"/>	Share educational webinars, community events, and other traffic safety-related data to promote awareness using the DZD social media platforms on the effects and statistics of I/O.	Increase I/O awareness among stakeholders via promotional materials, education webinars, and community events to increase engagement on social media platforms.	Not Started				
QTR	DUE	QUARTERLY TASK DETAIL			UPLOAD DEL	REQUIRED	COMPLETE	TARGET	RESULT	% MET	COMPLETE
1	29-Mar	DESCRIPTION: If applicable, document regional initiatives on DZD social media and/or any other outreach platforms.				<input type="checkbox"/>	0	0	0		
ASSIGNED TO		DELIVERABLE LINK:									
RSC		REPORT-OUT:									
4E'S FOCUS											
EDUCATION											
2	28-Jun	DESCRIPTION: If applicable, document regional initiatives on DZD social media and/or any other outreach platforms.				<input type="checkbox"/>	0	0	0		
ASSIGNED TO		DELIVERABLE LINK:									
RSC		REPORT-OUT:									
4E'S FOCUS											
EDUCATION											
3	30-Sep	DESCRIPTION: If applicable, document regional initiatives on DZD social media and/or any other outreach platforms.				<input type="checkbox"/>	0	0	0		
ASSIGNED TO		DELIVERABLE LINK:									
RSC		REPORT-OUT:									
4E'S FOCUS											
EDUCATION											
4	29-Dec	DESCRIPTION: Did the RSC utilize the DZD social media and/or any other outreach platforms to share regional initiatives conducted?				<input type="checkbox"/>	0	1	0	0.00%	NO
ASSIGNED TO		DELIVERABLE LINK:									
RSC		REPORT-OUT:									
4E'S FOCUS											
EDUCATION											
YTD DELIVERABLES:						0	0	1	0	0.00%	NO
RATING: SELECT		COMMENTS:									



DESIRED OUTCOME: Increased Public Safety Awareness of Infrastructure and Operations via Promotional Outlets

Underway

25.00%

OUTREACH

YYD STRATEGY ATTAINMENT

ID	PRIMARY POINT OF CONTACT	PRL	YD	OD	DESCRIPTION	OUTPUT MEASURE	STATUS				
5.2	Susan Mitchell Susan@northdelta.org	<input checked="" type="checkbox"/>	<input checked="" type="checkbox"/>	<input checked="" type="checkbox"/>	Strengthen existing partnerships by providing assistance to participating I/O safety partners.	Strengthen existing I/O partnerships by assisting with at least 1 event by Q4.	Underway				
QTR	DUE	QUARTERLY TASK DETAIL		UPLOAD DEL.	REQUIRED	COMPLETE	TARGET	RESULT	% MET	COMPLETE	
1	29-Mar	DESCRIPTION: (TARGET 1) Did the RSC identify an existing I/O partnership to provide assistance to and if any obstacles were encountered did the RSCs reach out to statewide team for assistance? (TARGET 2) Did the RSC begin discussions with the identified I/O partner on how to provide assistance? DELIVERABLE LINK: <input type="checkbox"/> 0 REPORT-OUT: Yes, NELAHSP RSC assisted and met with Jessica Stroope of LSU AG and Natalie Sistrunk & Cameron Polk of DOTD District 05 assisting The City of Jonesboro, The City of Bastrop and the City of Tallulah in gathering data and guidance for SRTPP applications.					2	2	100.00%	YES	
2	28-Jun	DESCRIPTION: Did the RSC update and upload distribution lists to DZD Google Drive? DELIVERABLE LINK: <input checked="" type="checkbox"/> 0 REPORT-OUT:					1	0	0.00%	NO	
3	30-Sep	DESCRIPTION: DELIVERABLE LINK: <input type="checkbox"/> 0 REPORT-OUT:									
4	29-Dec	DESCRIPTION: (TARGET 1) Did the RSC participate in at least 1 event with an identified I/O partner by the end of Q4? (TARGET 2) Did all 9 RSCs update and upload distribution lists to DZD Google Drive? DELIVERABLE LINK: <input checked="" type="checkbox"/> 0 REPORT-OUT:					2	0	0.00%	NO	
					YTD DELIVERABLES:	2	0	5	2	40.00%	NO
RATING: SELECT		COMMENTS:									