

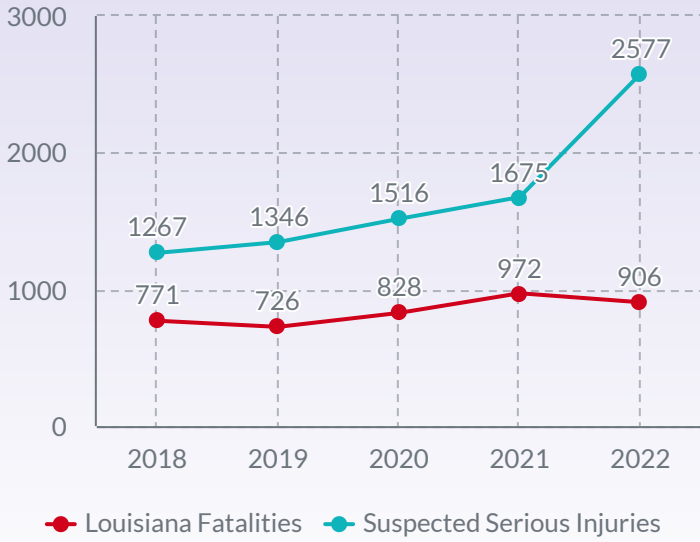


# CRASH STATS

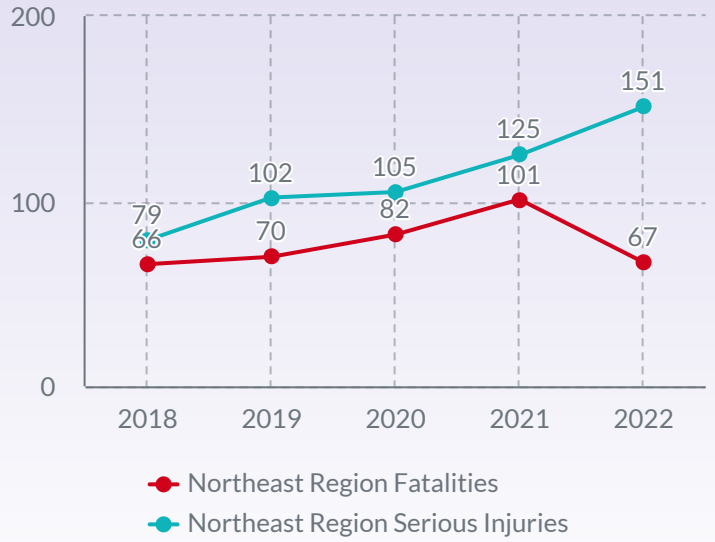
## NORTHEAST LOUISIANA

Caldwell, East Carroll, Franklin, Jackson, Lincoln, Madison, Morehouse, Ouachita, Richland, Tensas, Union, and West Carroll parishes

### Louisiana Crash Fatalities & Serious Injuries



### Northeast Louisiana Crash Fatalities & Serious Injuries



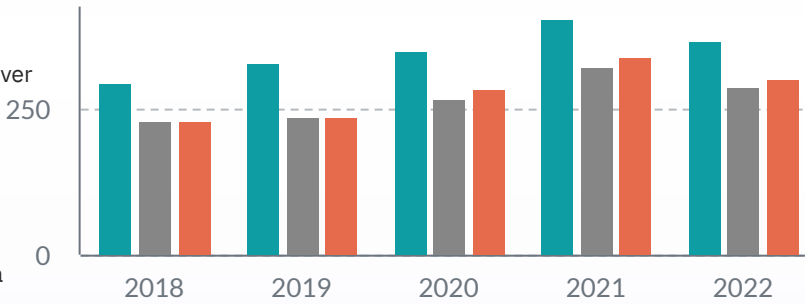
### Louisiana Crash Fatalities by Category

**↑ 18%**

increase in Louisiana fatalities over 2018.

**↑ 2%**

increase in Northeast Louisiana fatalities over 2018.



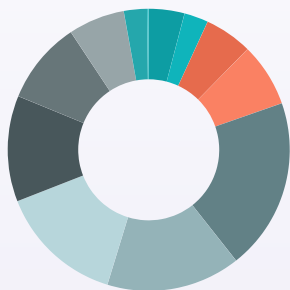
**71%**

of people in Louisiana killed in distracted or inattentive driving crashes from 2018-2022 were male.

■ Distracted or Inattentive 
 ■ Alcohol Involved (BAC .02 or higher) 
 ■ No Seat Belt or Improperly Restrained

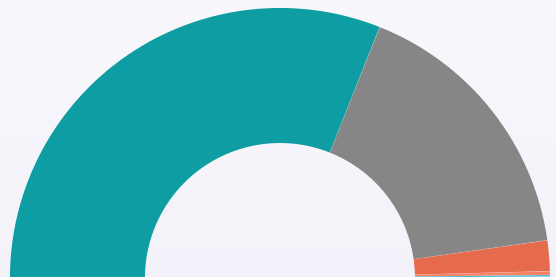
Source: Center for Analytics & Research in Transportation Safety

### Louisiana Distracted or Inattentive Crash Fatalities by Age (2018-2022)



■ 0-14 (4.1%) 
 ■ 15-17 (2.77%) 
 ■ 18-20 (5.49%) 
 ■ 21-24 (7.28%) 
 ■ 25-34 (19.71%) 
 ■ 35-44 (15.38%) 
 ■ 45-54 (14.34%) 
 ■ 55-64 (12.14%) 
 ■ 65-74 (9.48%) 
 ■ 75-84 (6.47%) 
 ■ 85-94 (2.66%) 
 ■ 95 and up (0.17%)

### Louisiana Distracted or Inattentive Crash Fatalities by Race (2018-2022)



■ White (62.05%) 
 ■ Black (33.51%) 
 ■ Other (3.63%) 
 ■ Not Reported (0.46%) 
 ■ American Indian or Alaska Native (0.17%) 
 ■ Asian or Pacific Islander (0.12%) 
 ■ Unknown (0.06%)